



HQ4

PRODUCTS & LIFESTYLE
SEASON 19/20



born in the wind

Here on the shores of the North Sea something is in the air. It strikes you with full force, a feeling of something calling, an invitation from the wind beckons you onward with a passion to strike out and take it all by storm – the beach, the waves and the sky. Things are bound to get a little crazy. Lines are blurred as you blaze across a frothing sea.

On sandy dunes, wind-swept beaches or endless blankets of virgin snow. With your kite, it doesn't matter: all terrains are now your playground as you lift off and touch the sky. You have conquered it all to become one with nature's forces.

But this is only possible if you have reliable, robust sports gear that is reassuring and feels like a natural high performance extension of your own body. We have developed and made that perfect kite equipment since 1997.

Deeply immersed in all the many facets of wind power and passionate about wind sports, we at HQ4 understand what it takes to create the perfect kite.

We do not settle for the generic status quo. We understand that complexity does not equal superiority – and that there is Elegance in Simplicity. Pinnacles of beauty, ingenuity and performance most often are the result of less of something – not more of it. Know what your essence is and accept nothing more.

Here at HQ4, we are obsessed with making fun kites for everyone. We are the intersection where sophistication meets simplicity; where fun meet functionality, and we want everyone to be able to share our obsession with kite sports. Your demands are our challenges. At HQ4 we design kites for you.

Your **HQ4 Team**



at the north sea coast

Don't we all dream – from time to time – of crystal clear waters, white beaches and palm trees swaying in the breeze?

For many of us, this will always remain a dream. But every so often we're reminded that the kite spots right on our doorstep offer great conditions in their very own way.

And while land use regulations, changing tides and not-quite-so-blue water might at times dampen our kiting spirits, we would like to introduce you to the beautiful and above all exciting German coast of the North Sea and its many offshore islands.

This coast has its own charm, and is oftentimes downright breathtaking. Wind, weather, tides – the conditions here change hourly. We got to experience all of it on our trip this last summer: both the rough and the fair side of the North Sea.

While the north-German coast offers endless opportunities, kiting is often very restricted or at best merely tolerated. For kites like us who crave being out and about in nature, we know that we can respect its beauty and remain serious about sustainability.

To ensure we can engage in our fantastic sport in the long run, it's important that everybody stick to the rules. Please make sure you get all the necessary information about a location beforehand, observe all the regulations and remain well within the designated kiting areas. We would like to show you how, as well as all the many opportunities that "our" various spots have to offer.



let's go!



So, five of us headed out on a journey of discovery mid-summer to visit all the tried and true areas, as well as to scout some new locations. The islands of East Frisia offer perfect conditions for kiting. Regardless of the prevailing wind direction, it is never a problem to find that perfect spot.

It's not always possible to work kiting into a normal day trip to these islands, as the cost of ferries are often quite expensive and access to the spot may involve a lengthy walk. Tides also need to be factored in, and they sometimes cause ferries to run aground. But if you are willing to tackle these small obstacles and lug some gear when necessary, you'll be rewarded with some great sessions.



We opted for the luxury package and had team "Vertigo Kiteboarding" from Dornumersiel take us directly to one of the dream spots on the island of Langeoog – in a 180 hp RIB (rigid inflatable boat). In full wetsuits under an overcast sky, and with winds blowing 30 knots from the south-west, we embarked on a rodeo ride on the North Sea that ultimately landed us on a distant beach. At times it felt like we were more a windswept bath toy than a boating expedition, but we made it.



Climbing out, wading onto the beach – and off we go: kiting till our ride returns!



kitespot langeoog

The spot on Langeoog is directly behind a sandbank. At low tide, a massive lagoon opens up with mirror-smooth waters perfectly suited for freestyling – and huge grins.

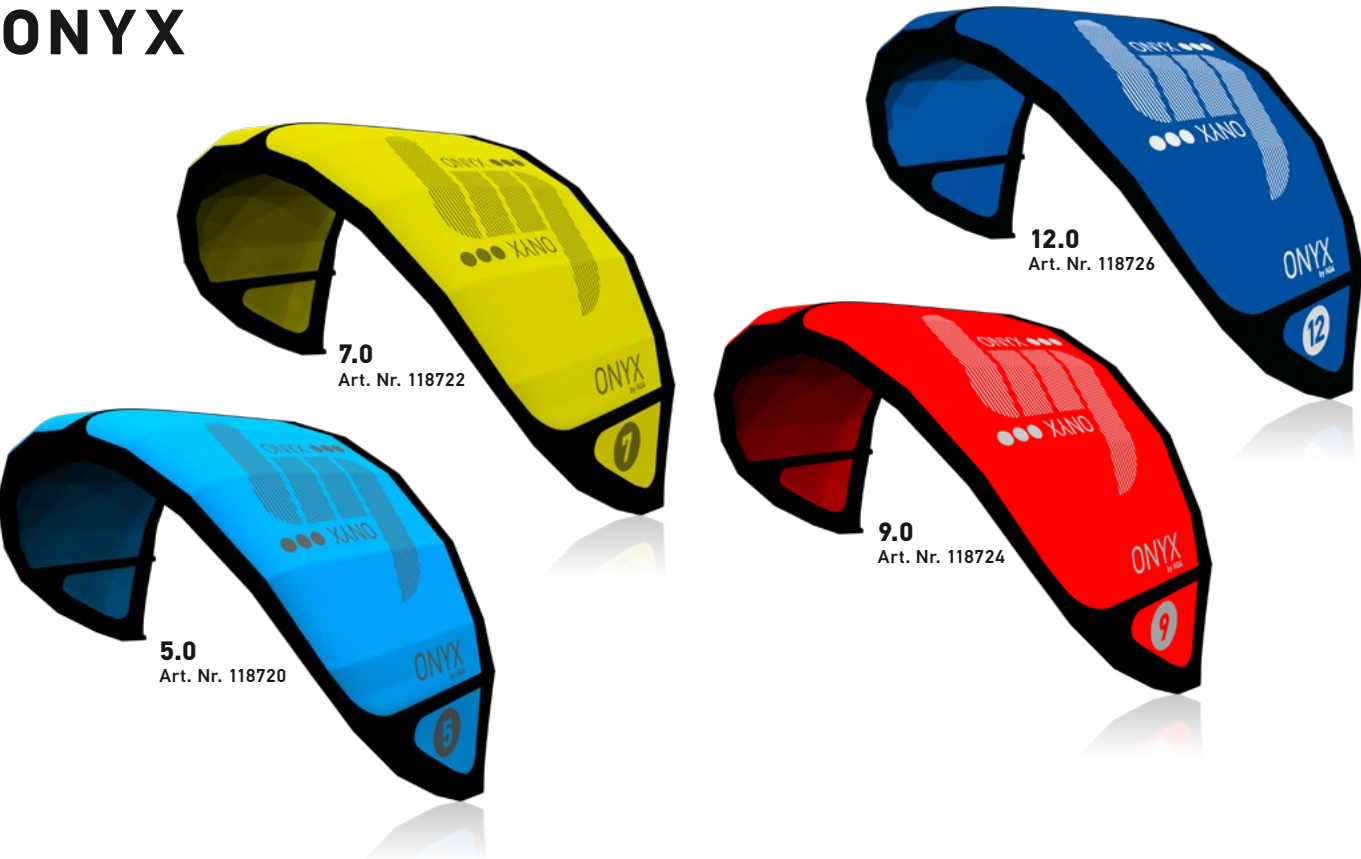
Just what we needed for an intense kite session: full-force winds in our foils and unlimited space under our boards. The feeling of being almost entirely alone on the water is absolutely priceless.



Lagoon feeling at the North Sea



FACTS
ONYX



The Onyx was built for all those of you looking for an uncomplicated and durable kite that is ready to join you for everything. Whether you are a beginner or a professional, the Onyx offers great performance for all. From the first touch of the bar you can feel what freeriding is all about. Our designer Andy Preston has managed to give the Onyx genes you would normally only find in kites of other categories. The deep-cut and more delta type shape offers you maximum control and comfort. Every movement of the kite is efficiently transformed into performance. When flown properly, the Onyx turns into a lift machine that is very reluctant to drop the rider back on the ground. The Onyx is a pedigree freerider, providing everything you need to make you become that extra little bit better with every session. The lightweight 3-strut delta shape, along with optimized segmentation of the leading edge and struts, creates a rigid structure that responds directly and precisely to all steering impulses. It also gives the rider excellent feedback about where the kite is at any given moment.

FACTS

- Crease-free design
- Durable materials
- Perfect for foiling
- Suitable for light winds
- Colored Dyneema bridle
- Max. upwind performance with minimal lateral pull

BEGINNER	■■■■■■■■■■
INTERMEDIATE	■■■■■■■■■
EXPERT	■■■■■■■
HANGTIME	■■■■■■■
LIFT	■■■■■
TURNING SPEED	■■■■■■■

ACCESSORIES (INCL.)

- High-quality backpack
- Multilingual guide



KITE DETAILS
ONYX



Technical Data on page 39.

PERFORMANCE

The Onyx offers riders a wide performance spectrum. Good lift and a lot of hangtime make the Onyx the perfect freerider. With the Onyx it quickly becomes clear how easy it is to access power, to jump or just to cruise. Even in difficult wind conditions, the Onyx shows an easy-to-control and good-natured behavior that never demands too much of the rider. Despite the low aspect ratio of the wing, you will find yourself easily moving upwind. The Onyx loves to cruise, but also carves neatly in the waves with a good downwind drift. Due to the deep shape of the kite with lots of sail at the center chord, the kite has a very high linear depower capacity as well as a wide wind range. Even in light winds there is always enough power on hand to get you on the water right away. The bar feel is perfectly tuned and you can always sense where your kite is. In flight, the Onyx keeps a stable course and simply absorbs any wind gusts.

SHAPE

The Onyx has a deep-cut sail design that lends the kite enormous stability. The special position of the wingtips and a nose that is slightly pulled forward make any water re-launch child's play. Large Dacron reinforcements on the wingtips create a perfect balance in the center of the kite, avoiding a front stall tendency in critical situations. The 3-strut design is ideal for a kite meant to be both light and agile. The rigid structure prevents strong warping around the middle strut and gives the kite a more direct and faster spin, which results in a very dynamic riding style.

BRIDLE

In designing the bridle, we placed great emphasis on keeping the bar pressures low, while still ensuring the rider gets adequate feedback. The well-dimensioned 4-point bridle does exactly the job, at the same time providing maximum control and stability even in depower mode. And the bridle's color coding makes it even easier to attach our One Bar 2.0.

MATERIAL

When it comes to the materials of the Onyx, we have cut no corners. Durability was clearly a top priority. We used only proven materials, such as the Techno Force D2 cloth, an extremely tear-resistant double-ripstop nylon, as well as a lightweight and hard-wearing IYU Dacron for maximum stiffness of the leading edge. For the bridle we chose a spliced and stitched Liros line that is extremely tear- and abrasion-resistant. The entire finish is top of the line, and that is why taped seams and molded parts for the one-pump-system are standard features of the Onyx. In addition, all stress points were reinforced with further abrasion-resistant materials.

Four hours and countless photos later we were called to leave. The tides began retreating quicker than expected, and our boat struggled to return to navigable waters. No worries – if it got stuck, at worst we would be facing an involuntary six-hour break until the waters returned...



Lolo, Mel and Jörg couldn't get enough. They rocked the lagoon on their new Onyx-series kites, wringing every ounce of fun out of the shallow waters.



We had to walk a small distance to the pick-up point, wading through the deep mudflats with boards and kites. After a swift and (this time) quiet crossing, we arrived at Dornum – exhausted, but elated.

next stop: neuharlingersiel

The next day our scouting tour provided an entirely different experience: full sun, warm temperatures, but hardly any wind. Relying on an optimistic forecast, we headed to Neuharlingersiel, a quintessential East Frisian coastal town with a picturesque harbor full of shrimp boats

docked and waiting for their next outing.

Small snack stalls offer the freshest regional treats, directly from boat to bread roll.



Even the local seagulls are tame and enjoy some human contact.




Access to the spot itself is via a dam of rocks that can be tricky at times, but otherwise the location is very safe. The hours before and after high tide are perfect for kites who prefer shallow water to stand in. It usually gets a little choppy around high tide, but calms down again as soon as the water finds its way back into the North Sea. The result are some nice shallows.

We made the most of the time before high tide, enjoying a fun twin tip session with our new model Empulse and the larger Topaz kites.



FACTS

TOPAZ



Are you looking for a racy freeride kite? Do you want to experience both freestyle and freeride? Then the Topaz is made just for you.

It is perfectly designed to fly high loops and unhooked moves – without sacrificing a huge wind range or the feeling of comfort. The smaller sizes show their full potential during active flying by delivering massive lift and fast acceleration.

To give you these desirable traits, we have consciously chosen an open C-shaped design with 3 struts, a design that is robust enough to survive even your toughest moves.

Profile and shape pair up to form a perfect symbiosis, creating direct maneuverability with a very good feedback. Robust reinforcements on the leading edge and tips grant your kite a long life, even under extreme conditions.

FACTS

- ▶ Excellent looping and jumping properties
- ▶ Direct steering and turning characteristics
- ▶ Stable 3-strut design
- ▶ Great unhooked abilities
- ▶ Easy to fly

BEGINNER	■■■■■
INTERMEDIATE	■■■■■■■
EXPERT	■■■■■■■
HANGTIME	■■■■■■■
LIFT	■■■■■■■
TURNING SPEED	■■■■■■■

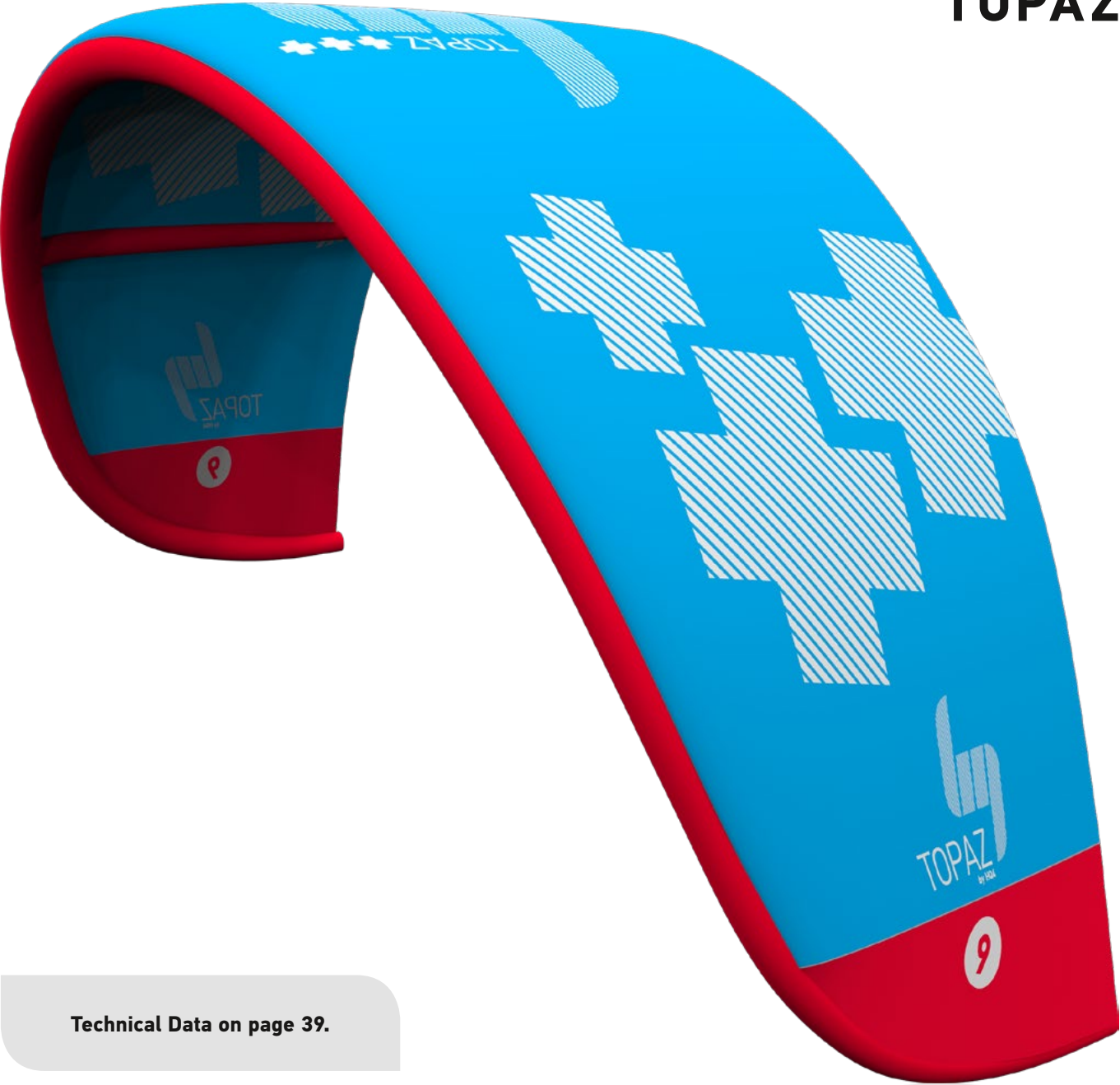
ACCESSORIES (INCL.)

- ▶ High-quality backpack
- ▶ Multilingual guide



KITE DETAILS

TOPAZ



Technical Data on page 39.

PERFORMANCE

The Topaz is a fun machine and can be flown from smooth to radical without overwhelming the pilot. Power on demand and can be increased by actively flying the kite. For a kite of this class, the Topaz shows great light wind performance.

SHAPE

The Topaz is a 3 strut open-C shape.

The configuration of the leading edge provides easy water starts, loads of depowerable performance and maximum riding comfort.

BRIDLE

The bridle of the Topaz was kept short for direct feedback and quick steering. It also reduces possibility of tangling around the wingtip.

MATERIAL

The material mix of the Topaz is designed to withstand incredible forces. The frame of the kite is made of extra strong Dacron to ensure optimal feedback and responsiveness from the kite. Kevlar patches on the leading edge help to protect against chafing and the Tejin sailcloth guaranties color fastness and durability.



From here you can already see the Western Tower of Wangerooge


At high tide, the wind dropped steadily, which meant we were able to take advantage of another great feature this spot has to offer: foiling! At a depth of about 1.5 meters and over a time corridor of roughly 2 hours, it's possible to float effortlessly across the surface. While in most other areas kitesurfers have to walk very far out before the water gets deep enough for foiling, conditions here are ideal. The best wind direction ranges from west to north-east.



the art of landing

FACTS

EMPULSE



With the Empulse, we developed a kite that combines the best of both worlds: whether you prefer the quick inflation and deflation of an open-cell kite on land, or the added security of a closed-cell kite on water – the choice is yours. With the Empulse's adaptive valve system, set up the inlets however you want and enjoy peak performance on any terrain.

This wing is not a just a high-end machine! It was designed from the beginning to do exactly what you want it to do. Whether you're a beginner or advanced rider, everyone will find the Empulse easy to use with a fast learning curve, and performance that continuously improves alongside your own riding level. You set your own limit here!

We have built a kite that will impress from the very first ride. High stability and exceptionally easy handling are at the core of this kite, allowing you to progress rapidly in foiling or any other kite sport. The Empulse is a kite that rides far ahead in the wind window while generating minimal side pull, even at high speeds.

Our design philosophy has always placed great importance on creating efficient and lightweight structures that don't sacrifice durability or performance.

FACTS

- ▶ Crease-free design
- ▶ Durable materials
- ▶ Perfect for foiling
- ▶ Suitable for light winds
- ▶ Colored Dyneema bridle
- ▶ Max. upwind performance with minimal lateral pull

BEGINNER	■■■■■
INTERMEDIATE	■■■■■
EXPERT	■■■■■
HANGTIME	■■■■■
LIFT	■■■■■
TURNING SPEED	■■■■■

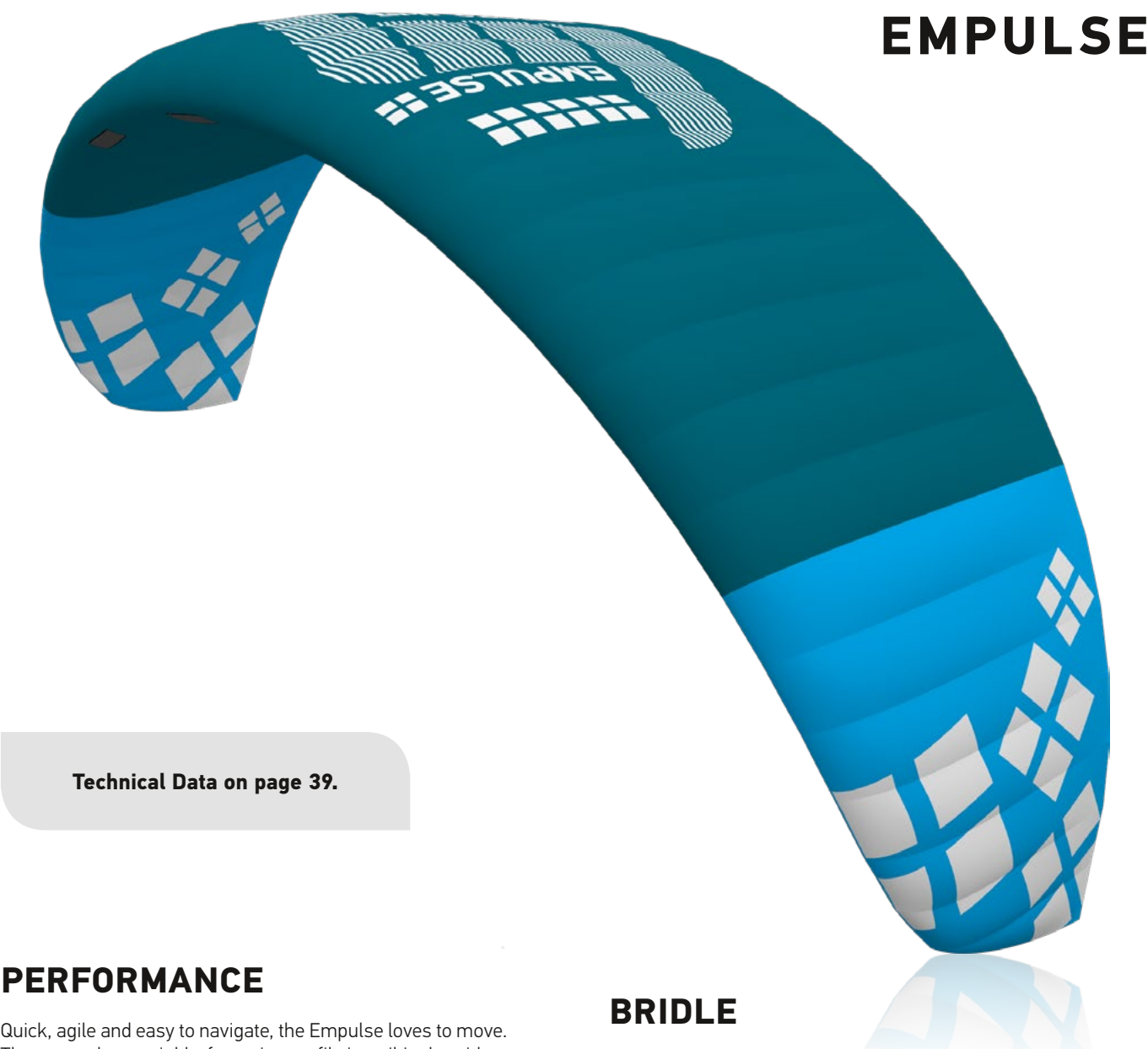
ACCESSORIES (INCL.)

- ▶ High-quality backpack
- ▶ Multilingual guide



KITE DETAILS

EMPULSE



Technical Data on page 39.

PERFORMANCE

Quick, agile and easy to navigate, the Empulse loves to move. The super clean wrinkle-free wing profile is strikingly evident once in the sky, and helps make upwind riding a breeze.

A well-balanced relationship between aspect ratio and profile curve makes the Empulse an easy-to-control performance kite. Wide wingtips directly transfer every steering impulse. Send the kite and get ready for takeoff: the superior hangtime of the Empulse stands ready to take you high and bring you down gently again.

The strengths of this kite clearly are its foil capabilities. Once in cruise mode, the kite sits comfortably in the air where riders can fully concentrate on their board and maneuvers. Even at high speed the side pull remains minimal and the Empulse executes rapid course changes with ease. Bar pressures are light, and the kite's depower capability remains one of the best in its class.

SHAPE

The Empulse shape is extremely clean: "Advanced panel shaping" and leading edge deformation control allow for an incredibly wrinkle-free airfoil. The wingtips of the Empulse have been designed extra wide so that steering impulses transfer precisely and directly to the entire wing.

BRIDLE

The Empulse bridle incorporates a simple and efficient design to minimize drag. Color-coded, well-dimensioned bridles make it easy to attach the flying lines. For the Empulse we use lines that are measured and sewn under tension. While this type of process is normally reserved for paragliders, the added quality and attention to detail ensures maximum durability in extreme conditions.

The Empulse mixer system is made from long lasting and extremely tough AmSteel® leash. Even after many hours of flying, the bridles require no re-trimming and performance is maintained for a long time.

MATERIAL

The choice of material for the Empulse could not be any better. All wings are made from a proven mixture of 20- and 30D-ripstop material. We've found this to be the perfect compromise between lightweight for calm conditions and strength for high speeds.

To guarantee immediate response to steering impulses and changes in the angle of attack, we use a stiff and durable 70D-fabric for the profile walls.

ONE BAR FITS ALL

ONE BAR 2.0

The new One Bar 2.0 is the result of creative thinking by our development team and valuable input from our customers – many small changes mean a considerable step forward. This latest version of the One Bar is even lighter, more versatile and more straightforward than ever before.

The new bar design means that you can fly all our kites with the same bar.

The new One Bar 2.0 is available in lengths of 49 and 55 cm, and each comes with 24 m pre-stretched Dyneema lines.

In combination with our optionally available safety leash, the new One bar 2.0 is the perfect cockpit for your kite.

Adjustable Relaunch Balls

For easy and safe relaunch.

Covered Backlines

To protect the lines from damage and avoid tangles after hard crashes.

More Depower

The new bar setup results in a wider depower range that can be smoothly trimmed with our adjustable Clamcleat.

Soft Barends with integrated Line Keepers

For more comfort and secured lines when winded up.

New Swivel

The new swivel positioned above the chicken loop makes for a far cleaner bar design. The flying lines can now be untwisted by hand at any time.



Adjustable Stopperball

The adjustable stopper ball helps to limit the bar range after the safety was activated. It is optimally pre-trimmed for use with larger kites.




Light-weight Line Splitter

The light-weight line splitter significantly reduces the weight in the center of the bar, resulting in less movement especially in light-wind conditions. The low-friction polish of the splitter makes a pulley unnecessary.



Low-friction Stainless Steel Ring

Low-friction stainless steel ring for better guidance of the safety line.



Dyneema Lines

High quality pre-stretched Dyneema lines with almost no elongation for a super direct feel. Sleeved and stitched ends with a maximum load of 300 kg.





schillig

Next stop: Schillig!

Schillig is somewhat of a home spot for HQ4. Many of our kites are developed and put through their paces here.

The location provides a meadow for land boarding, which is used extensively by our team riders. It also has one of the most beautiful beaches of the entire coast. The spot is also directly adjacent to one of the largest campsites in Germany and offers great amenities all around. Hot showers and snacks are things you really look forward to after a day of kiting on the cool North Sea.

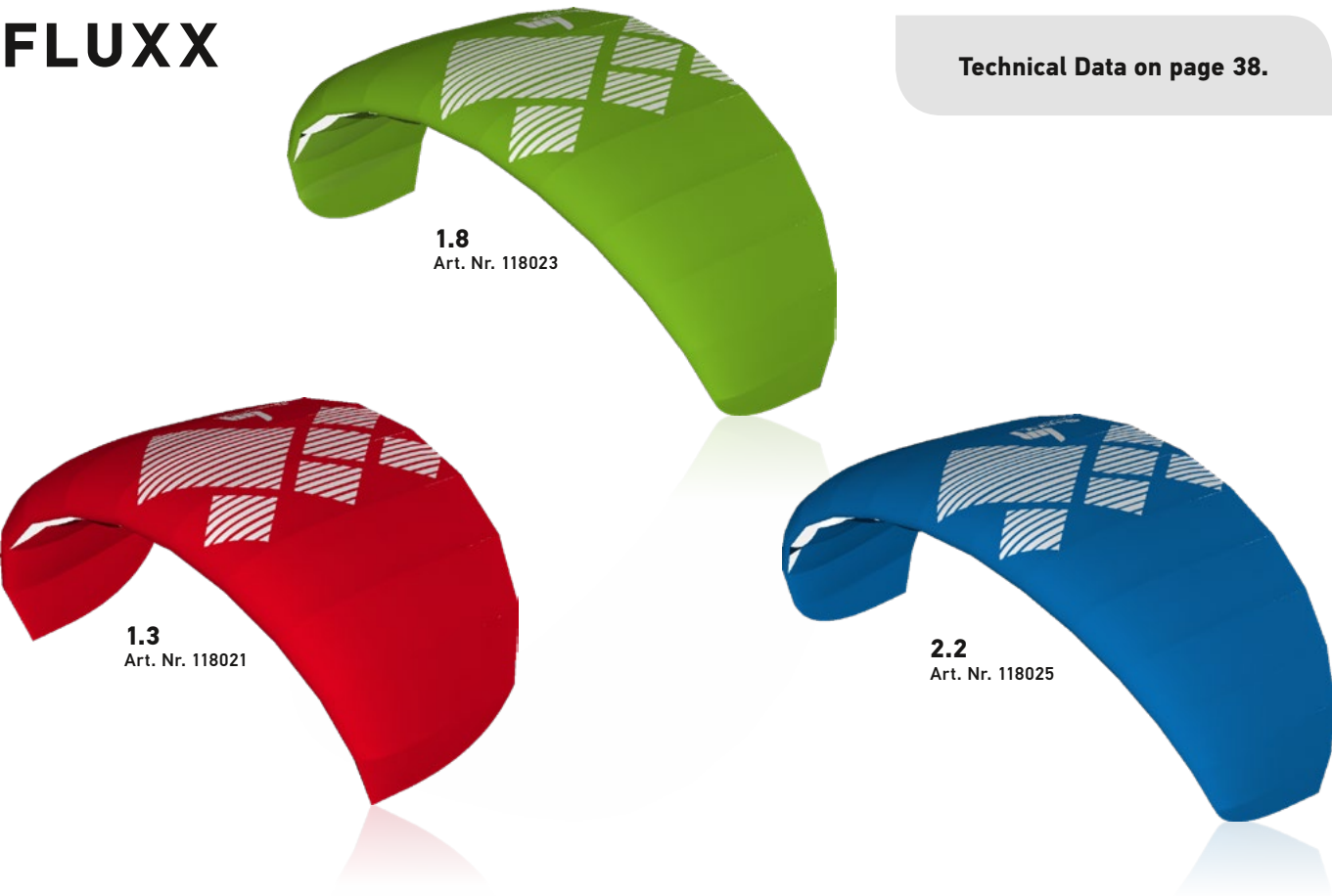
There is also a gigantic shallow area just off Schillig, which does not get too deep even at high tide. Kiting here is best in winds from north-west to south-east. And here, too, the hours after high tide are the best, when the water gets nice and flat and hardly a wave is moving on the surface.

You get absolute dream conditions when the wind blows briskly from the north-east. When this happens, the offshore mudflat-edge is a spot like no other – with flat channels and sometimes a small travelling wave. At around four hours before high tide,

if you take the trouble to run the 500 to 600 meters out through the mudflat with your kite, you will be handsomely rewarded: kiting towards the beach with the rising waters – and a feeling of absolute freedom.



TRAINER KITE
FLUXX



Are you looking for an affordable kite to access the sport, but are not quite sure if you prefer kitesurfing or power-kiting, or simply want to have some fun? For pilots just like you we have developed the Fluxx, with a focus on easy handling and well-balanced flight capabilities. Even if you ground the Fluxx, a relaunch with only two lines is always possible, thanks to the robust, special shape. Use your Fluxx as a trainer kite and it will open up new sporting worlds for you – be a part of our passion.

FACTS

- ▶ Ready to fly and for immediate launch
- ▶ Stable flight characteristics
- ▶ Automatic relaunch
- ▶ Robust material
- ▶ Perfect tool for easy access into powerkiting

BEGINNER	■■■■■■■■■■
INTERMEDIATE	■■■■■■■■■■
EXPERT	■■■■■■■■■■
HANGTIME	■■■■■■■■■■
LIFT	■■■■■■■■■■
TURNING SPEED	■■■■■■■■■■

ACCESSORIES (INCL.)

- ▶ Cool kite bag
- ▶ Control bar 45 cm
- ▶ Multilingual guide




ACCESSORIES (OPT.)

- ▶ Safety System (Hand Leash)



TRAINER KITE
RUSH PRO



Are you looking for a kite that ticks all the boxes of a true traction kite? A kite that provides great pulling performance, ease of control and extreme durability? Then the Rush Pro trainer kite series has been developed just for you. It features an ingenious cross-bracing cell structure to survive numerous unintended impacts. An integrated 3rd line provides a safety system and offers reverse launching after a leading edge crash. The Rush Pro series will progress your flying skills so you can reach your next level.

FACTS

- ▶ Extremely robust cross-bracing rib structure
- ▶ 3rd-line for optimal safety and reliable reverse launch
- ▶ Ready to fly with flying lines attached
- ▶ Reduced bridle for minimal drag
- ▶ Good light wind abilities

BEGINNER	■■■■■■■■■■
INTERMEDIATE	■■■■■■■■■■
EXPERT	■■■■■■■■■■
HANGTIME	■■■■■■■■■■
LIFT	■■■■■■■■■■
TURNING SPEED	■■■■■■■■■■


ACCESSORIES (INCL.)

- ▶ Cool kite bag
- ▶ Control bar 50 cm
- ▶ Dyneema line set
- ▶ Multilingual guide



TRAINER KITE
RUSH PRO SCHOOL

Technical Data on page 38.



300
Art. Nr. 118048

You want to be well-prepared for kitesurfing, snowkiting as well as landboarding? And you are looking for a trainer kite, but would also like the challenging characteristics of a real depower kite? With the Rush Pro School 300 we have developed the perfect partner for you – robust, safe and with very easy handling. The Rush Pro School 300 flies just like a big kite, without asking too much of you. Depending on the wind conditions, your kite sessions can be anything between very comfortable and challenging. The depower of the Rush Pro School 300 allows you to shift up a gear whenever you feel like it. Power and speed to the max, but always with full control – flying the Rush Pro School 300 is just simply fun. And it helps you to make fast progress.

FACTS

- ▶ Complete with depower controlbar and chicken loop
- ▶ Ready-to-fly set
- ▶ Simple handling – uncomplicated flight characteristics
- ▶ Large wind range
- ▶ Multiple adjustment options

BEGINNER	■■■■■■■■■■
INTERMEDIATE	■■■■■■■■■
EXPERT	■■■■■■■■
HANGTIME	■■■■■■■■
LIFT	■■■■■■■■
TURNING SPEED	■■■■■■■■

ACCESSORIES (INCL.)

- ▶ Cool kite bag
- ▶ De-Power Control Bar 50 cm
- ▶ Coloured Dyneema line set




ACCESSORIES (OPT.)

- ▶ Harness
- ▶ Leashline



TRAINER KITE
HYDRA



350
Art. Nr. 117577



300
Art. Nr. 117575



420
Art. Nr. 117579

Crowded beaches and no space for kiting? Launch the Hydra and head off into the water! The Hydra is a unique trainer kite designed to re-launch in the water. The revolutionary closed-cell technology makes relaunching and landing on the water safe and easy. A one-way valve system and a watertight zipper effectively prevent water from entering the kite. The Hydra works equality well on land and generates enough power to pull you through the water during your first body drags. The 3rd line safety system quickly lands the kite if you ever feel overpowered, so you can focus on learning techniques and new experiences.

FACTS

- ▶ Reduced bridling for low drag performance
- ▶ Cross-bracing rib structure increases durability
- ▶ Air intake system for quick self-inflation
- ▶ Improved aerodynamics
- ▶ Sizes up to 420 cm (13.8 ft) wingspan

BEGINNER	■■■■■■■■■■
INTERMEDIATE	■■■■■■■■■
EXPERT	■■■■■■■■
HANGTIME	■■■■■■■■
LIFT	■■■■■■■■
TURNING SPEED	■■■■■■■■

ACCESSORIES (INCL.)

- ▶ Cool kite bag
- ▶ Control bar 50 cm
- ▶ Dyneema line set
- ▶ Multilingual guide



Coffee???



good morning

Our day in Schillig began early, very early in fact. The wind forecast was good and the hunt for perfect water levels got us up at dawn. With the first rays of the sun cracking over the horizon, we headed out to our own secluded playground. The beach belonged to us – half a kilometer off the coast. Kiting along the edge of the mudflat and knowing that it was actually just about time for breakfast – oh, what a treat!





Tidal ways open in front of you and small waves run along the edge of the mudflat in an easterly wind: an invitation to an extraordinary kite adventure. If you feel like it, you can cruise the full length of the kite area and run up to three kilometers in one direction – forced to return only by the open sea.

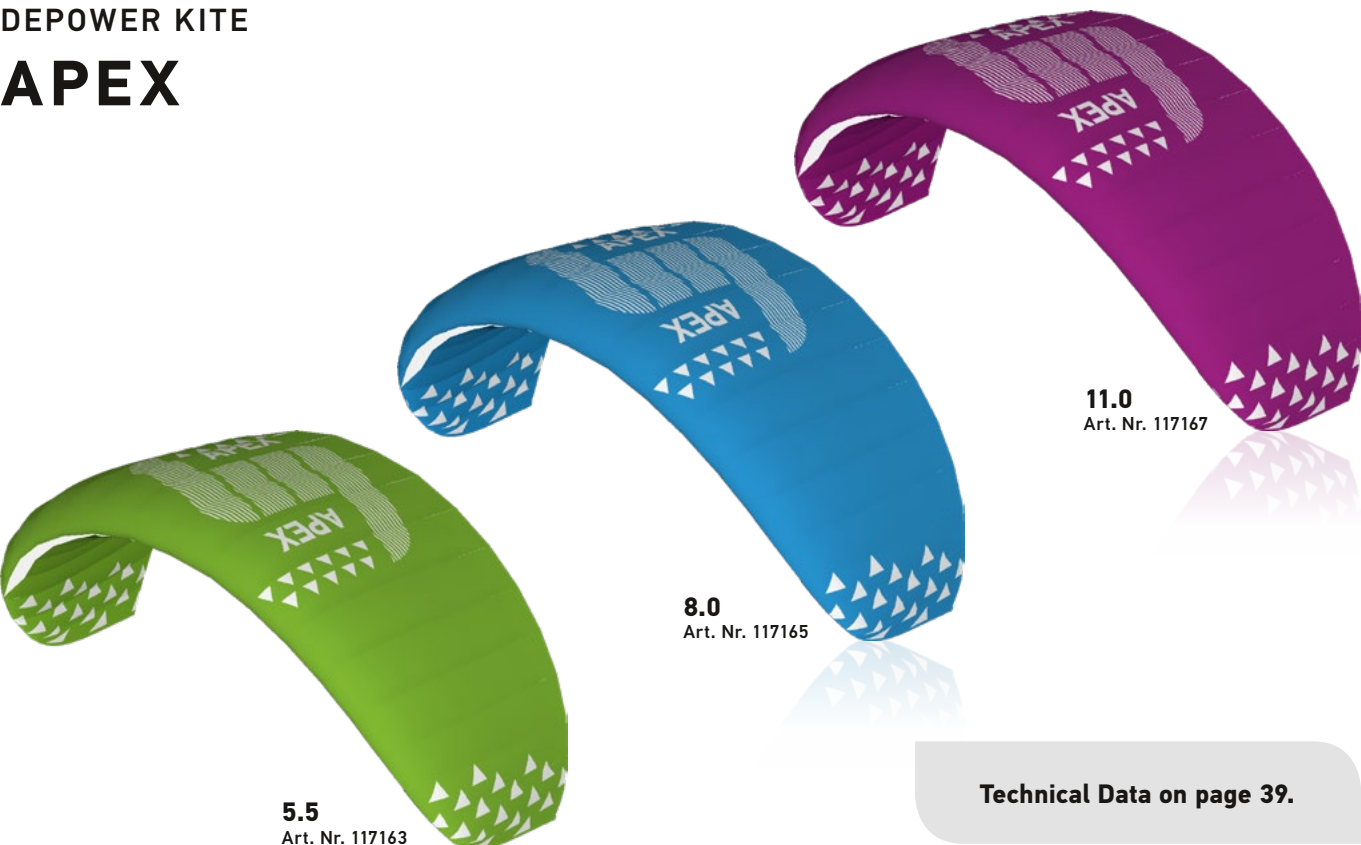
Ideally you kite until the waters return back to shore, and then ring in a second session after a break. Fresh coffee and a hearty breakfast await you, and after this kite session, you more than deserve it.

As mentioned at the beginning, the conditions on the coast can often change quickly. Unfortunately, easing winds precluded any further sessions.

So we ended our discovery trip by relaxing and chilling in the sun, reflecting on the last eventful days.



DEPOWER KITE
APEX



Technical Data on page 39.

Are you looking for a kite you can trust 100%? One that won't let you down even in extreme backcountry situations? One that lets you safely scale lofty heights?

Especially for you, we have developed the Apex to be one of the best companions you can find for exploring the backcountry. Maximum control, great stability and ample depower performance make this kite your perfect partner while you steadily improve your personal best. No need to fear making mistakes. The Apex is quite forgiving and makes it extremely easy for you to get started with kiting.

FACTS

- ▶ Excellent control in extreme situations
- ▶ Very stable, great depower performance
- ▶ Ready to fly, with good power always on hand
- ▶ Extremely easy to fly

BEGINNER	■■■■■■■■■■
INTERMEDIATE	■■■■■■■■■
EXPERT	■■■■■■■
HANGTIME	■■■■■■■
LIFT	■■■■■■■
TURNING SPEED	■■■■■■■

ACCESSORIES (INCL.)

- ▶ High-quality backpack
- ▶ Multilingual guide



DEPOWER KITE
MONTANA X



Are you looking for a high-performance kite to explore the mountains or perform tricks on an ATB? A kite with enough power in light wind conditions and ample power in loops to climb the steepest slopes or shred the green?

That's exactly what has motivated us to develop the Montana. Limitless performance, paired with ultimate control. For riding in the mountains or under inland conditions, where kites are always on the edge, stability and depower come first, during the design process.

Stable, direct, fast – and simply awesome. Made for all of you freeriders and freestylers out there, so you can really get rocking. Feel the punch when you turn the bar and the kite begins lifting you and it seems like the hang-time will last forever. All of this is combined in the Montana, a snow and landboard kite to make everyone of your sessions better than before.

FACTS

- ▶ Increased cell count for higher performance
- ▶ Extremely stable in flight
- ▶ Smooth power delivery in loops
- ▶ Optimized for light winds
- ▶ High-end sail cloth and bridle materials

BEGINNER	■■■■■■■■■■
INTERMEDIATE	■■■■■■■■■
EXPERT	■■■■■■■
HANGTIME	■■■■■■■
LIFT	■■■■■■■
TURNING SPEED	■■■■■■■

ACCESSORIES (INCL.)

- ▶ High-quality backpack
- ▶ Multilingual guide





As you can see, the North Sea holds many surprises, and while it is never predictable, it is always beautiful.

TECHNICAL DATA




















KITE COMPARISON (FULL RANGE)

	KITE	SIZES (M ²)	FLAT SPAN (CM/FT.)	WIND RANGE (KNOTS)	LINE SET (INCL.)	CONTROL OPTION (INCL.)
T R A I N E R	FLUXX	 1.3	130 / 4.27	5 - 26	Dyneema 50 kp (110 lb.) 2 x 20 m (65 ft.)	Control Bar 47 cm
		 1.8	180 / 5.91	4 - 26	Dyneema 100 kp (220 lb.) 2 x 25 m (82 ft.)	
		 2.2	220 / 7.22	3 - 26		
	RUSH PRO	 250	250 / 8.20	5 - 24	Dyneema 160 / 120 kp (353 / 265 lb.) 3 x 20 m (65 ft.)	3-Line Control Bar 50 cm
		 300	300 / 9.84	4 - 24		
		 350	355 / 11.65	4 - 21	Dyneema 200 / 120 kp (441 / 265 lb.) 3 x 20 m (65 ft.)	
	RUSH PRO SCHOOL	 300	300 / 9.84	4 - 24	Dyneema 200 kp (441 lb.) 4 x 20 m (65 ft.)	De-Power Control Bar 50 cm
	HYDRA	 300	307 / 10.07	3 - 25	Dyneema 200 kp (441 lb.) 3 x 20 m (65 ft.)	3-Line Control Bar 50 cm
		 350	354 / 11.61	3 - 18		
		 420	420 / 13.78	3 - 18		
H A N D L E	ALPHA	 1.5	232 / 7.61	5 - 33	Dyneema 200 / 120 kp (441 / 265 lb.) 4 x 20 m (65 ft.)	Quad Handles
		 2.5	300 / 9.84	3 - 26		
		 3.5	355 / 11.65	3 - 24		
	BEAMER	 2.0	265 / 8.68	5 - 33	Dyneema 200 / 120 kp (441 / 265 lb.) 4 x 20 m (65 ft.)	Quad Handles
		 3.0	324 / 10.63	3 - 26		
		 4.0	374 / 12.27	3 - 24		
		 5.0	419 / 13.73	3 - 21		



TECHNICAL DATA

KITE COMPARISON (FULL RANGE)

	KITE	SIZES (M²)	FLAT SPAN (CM/FT.)	WIND RANGE (KNOTS)	CONTROL OPTION (OPTIONAL)
D E P O W E R	APEX	 5.5	460 / 15.09	8 - 30	ONE Bar 55 cm
		 8.0	540 / 17.72	3 - 26	
		 11.0	640 / 21.00	3 - 21	
	MONTANA X	 8.0	645 / 21.16	10 - 30	ONE Bar 55 cm
		 10.0	725 / 23.79	8 - 25	
		 12.0	805 / 26.41	6 - 20	
		 14.0	874 / 28.67	4 - 15	
	EMPULSE	 7.0	612 / 20.07	15 - 33	ONE Bar 55 cm
		 10.0	730 / 23.95	11 - 29	
		 13.0	825 / 27.06	8 - 24	
		 16.0	912 / 29.92	5 - 18	
	ONYX	 5.0	580 / 19.02	26 - 40	ONE Bar 49 cm
		 7.0	660 / 21.65	20 - 35	
		 9.0	760 / 24.93	16 - 32	ONE Bar 55 cm
		 12.0	820 / 26.90	12 - 19	
	TOPAZ	 7.0	770 / 25.26	17 - 30	ONE Bar 49 cm
		 9.0	900 / 29.53	15 - 24	
		 12.0	1010 / 33.14	12 - 19	ONE Bar 55 cm
		 14.0	1100 / 36.09	10 - 17	



HQ4 is a brand of
Invento Products & Services GmbH
Klein Feldhus 1
26180 Rastede-Germany
Service: +49 (0)4402 92620
info@hq4.com
www.hq4.com

US Distribution by
HQ Kites & Designs USA, Inc.
Toll free: (888) 318-3600
sales@hq-kites-usa.com
www.hq-kites-usa.com



WWW.HQ4.COM
f HQ4Kites @ HQ4Kites